



\* All images in this datasheet are for illustrative purposes only and may differ from the actual product.

## LG LED All-in-One Smart Series LAEC

# LG LED All-in-One Smart Series

**1 ALL IN** All-in-One LED Screen

Dedicated Accessories

Compatible with **LG One:Quick** | Share

Built-in Speaker

Easy Installation Quick Maintenance

Cabinet	LAEC
Inch	136"
Pixel Pitch	1.56 mm
Brightness	500 nit
Screen Resolution	1,920 × 1,080
Serviceability	Front
Speaker	Built-in
Controller	Embedded



### All-in-One LED SCREEN WITH BUILT-IN SPEAKER

The LAEC series is a 136-inch large screen which is offered as an all-in-one package including an embedded controller and built-in speaker. Eliminating the prejudice that LED displays are difficult and complex to install, it doesn't require controller connections or module configuration. After a simple installation process, all you need to do is to turn on the screen with a remote control like home TV.

### QUICK MAINTENANCE

In case of failure related to the LED module or the system board, it can be serviced from the front. The LED module can be simply detached by the provided magnetic tool and replaced quickly without cabling.

Connect USB-type dongles to LG All-in-One for auto-pairing

**1** Easy Pairing

**2** Plug and Play

**3** One Click for Wireless Screen Share

### LG's WIRELESS SCREEN SHARING SOLUTION, LG One:Quick<sup>Share</sup>

LG One:Quick Share is a wireless screen sharing solution available through the LAEC series, USB transmission unit, and its app. You can simply share personal PC screen to the display with it's USB dongle button and embedded Wi-Fi\*, and can adjust the basic setting values (volume, picture mode, auto bright, etc.) of the connected display without a remote control. Also, the Office Meeting Mode\*\* helps you to display the agenda, note before the meeting starts.

\* Users need to set up Soft AP enabled at Network Menu of the Signage.  
 \*\* Users can enable Office Meeting Mode at EZ Setting Menu of the Signage.  
 \*\*\* LG One:Quick Share needs to be purchased separately.

**1** Secure two cabinets after connecting main power/signals.

**2** Attach LED modules to cabinets.

**3** Connect the power cable.

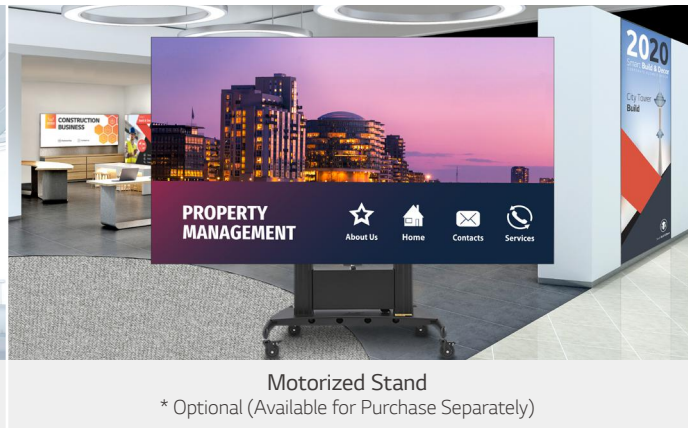
### EASY INSTALLATION

The installation process of the All-in-One Smart series is very simple. After securing two cabinets which are included in the flight kit, attach each LED display module to them. Lastly, plug in the power cable. This simple installation saves time and labor, thereby making users handle the LED screen with ease.

\* Fixing screws or installing wall mount / accessories is needed additionally.



Flight Case & Landscape Wall Mount



Motorized Stand  
\* Optional (Available for Purchase Separately)

## DEDICATED INSTALLATION ACCESSORIES

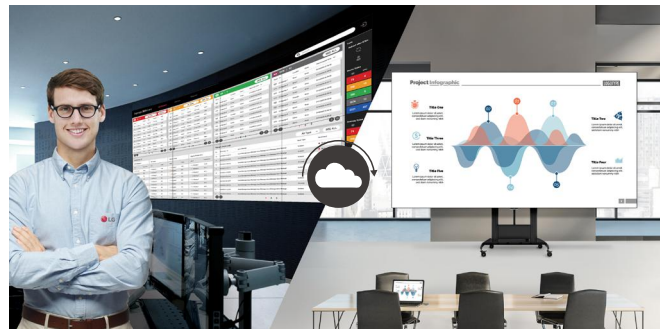
The product is offered with the flight case which includes every necessary component including the landscape wall mount and tools for installation. The motorized stand is provided as an option, so that you can easily place it depending on your installation sites. With this stand, you can adjust a height of the screen including stand from 2.0 m to 2.5 m.



## SIMPLE POWER CONNECTION

The LAEC series is operated with a single or double AC cable\* without the need for a complicated power connection and enables neat installation.

\* Two AC cables are needed for 110V AC.

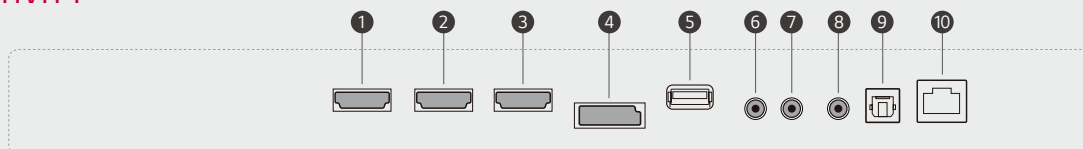


## REAL-TIME LG ConnectedCare

Maintenance is easy and fast with the optional LG ConnectedCare\* service, a cloud service solution provided by LG. It remotely manages the status of displays in client workplaces for fault diagnosis and remote-control services, enabling the stable operation of clients' businesses.

\* The availability of LG ConnectedCare differs by region.

## CONNECTIVITY



- |          |              |                             |       |
|----------|--------------|-----------------------------|-------|
| ① HDMI 1 | ④ DP-IN      | ⑦ RS-232C OUT               | ⑩ LAN |
| ② HDMI 2 | ⑤ USB 2.0 IN | ⑧ IR & LIGHT SENSOR IN      |       |
| ③ HDMI 3 | ⑥ RS-232C IN | ⑨ OPTICAL DIGITAL AUDIO OUT |       |

\* Jack Panels may differ from the above image, so please contact LG sales team to verify before ordering.



Download  
LG C-Display+  
Mobile App  
Google Play Store

- www.lg.com/global/business/information-display
- www.youtube.com/c/LGCommercialDisplay
- www.facebook.com/LGInformationDisplay
- www.linkedin.com/company/LGinformationdisplay
- twitter.com/LG\_ID\_HQ

LG may make changes to specifications and product descriptions without notice. Copyright © 2021 LG Electronics Inc. All rights reserved. "LG Life's Good" is a registered trademark of LG Corp. The names of products and brands mentioned here may be the trademarks of their respective owners.